

COMBINED BOX - TIPPER



SPECIFICATIONS

- Vehicle characteristics : please refer to the Chassis G3L specifications

TIPPER

- Rated load from 600 to 700 kg*
- Aluminium deck
- Single effect hydraulic cylinder with non return valve and safety prop
- Fixed sides and rear opening

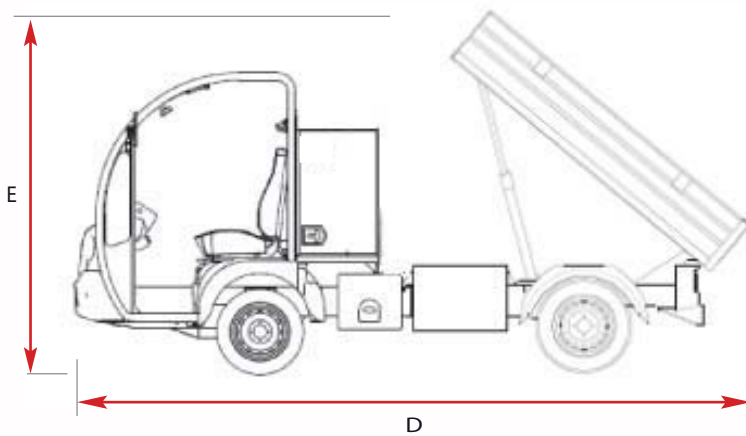
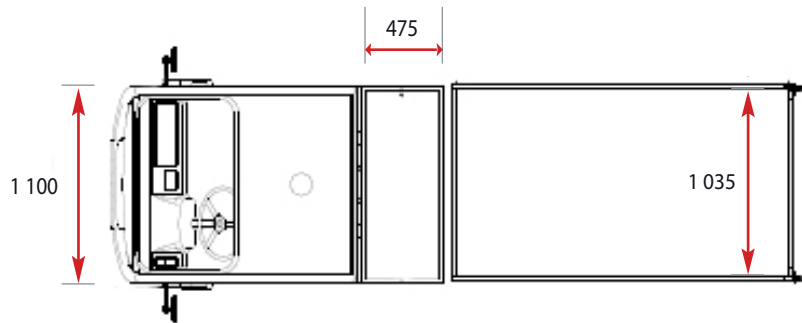
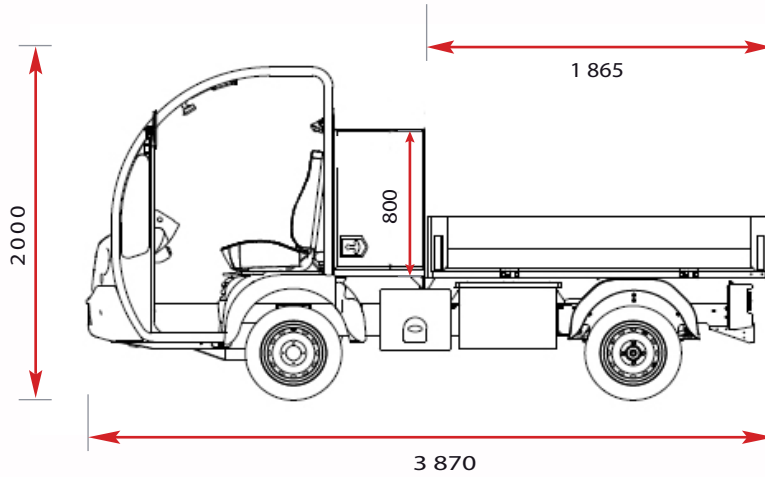
TOOL BOX

- Waterproof galvanized steel box
- Lockable by key
- Opening on both sides with gaz cylinders



**COMBINED
BOX - TIPPER**

DIMENSIONS



VEHICLE

Length: 3 870 mm
Length deck tipped: 4 010 mm
Height deck tipped: 2 130 mm

TIPPER

Length: 1 865 mm
Width: 1 035 mm
Load area: 1,93 m²

TOOL BOX

Height: 800 mm
Width: 1 100 mm
Length: 475 mm
Capacity: 0,42 m³